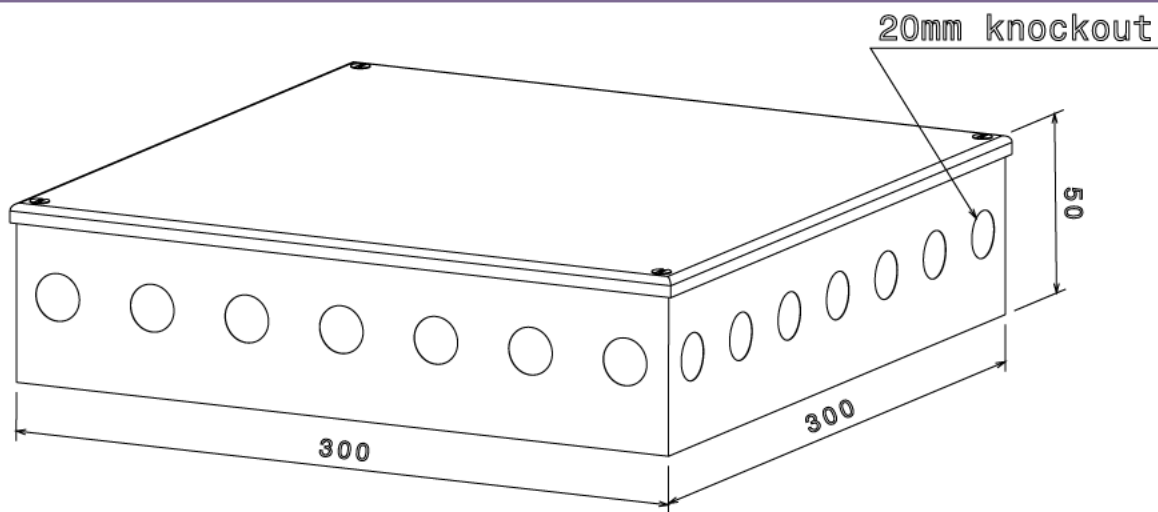



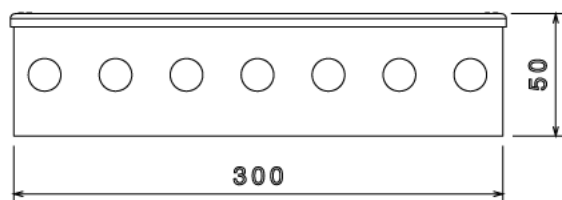


## AB22G/K - ADAPTABLE BOX - KNOCK OUT

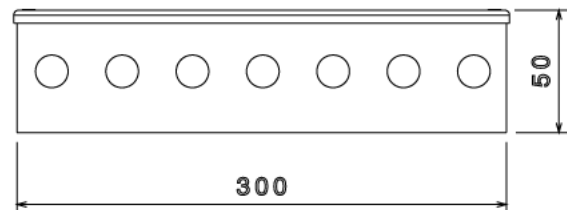
<b>Description</b>	AB22G/K - 300 x 300 x 50mm (12 x 12 x 2") Adaptable Box - Knock Out
<b>Finish</b>	Pre Galvanised Sheet Steel
<b>Material</b>	1.2mm Nominal Galvanised Steel Sheet to BS EN 50142 & 3
<b>Packaging</b>	Packed in qty 2 ( Can be purchased individually)
<b>Additional Notes</b>	Comprises of Body, Flanged Cover and 4 Lid Fixing Screws Knock outs - 7 x 20mm on each face Compliant To LU Standard 1-085 ( For Use On Surface & Sub-Surface Locations)



Isometric view



Front view



Side view

All measurements in mm unless otherwise stated